

Directional Control Solenoid Valve

KT1 Series (37 Pin Connector)



KT1 Series

KT Series Manifold Solenoid Valve

Combination Upto 18 Valve

Operating Voltage DC 24V, 3/2 NC Type

KT1 Series (37 Pin Connector)



SPECIFICATION

Model No.	KT1
Working Ambient Temperature	-5°C ~ -50°C
Max Pressure	12bar
Working Pressure	1.5~7bar
Working Medium	Compressed Air (filtered by 40µm filter screen)
Size	Width 74mm,height 67mm,length 183mm(18valves)
Rated Voltage	DC24V±10%
Bus Interface	DB-37 pin
Input Port	φ 8 Quick connector
Exhaust Port	G1/8 Silencer
Working Port	φ6/φ4 Quick connector
Solenoid Valve Type	3/2 (NC)
Reted Power	2.5W
Response Time	Open:9ms; close :10ms
Valve Orifice	1.4mm
Valve Life Cycles	30 million times
Number Of Combinations	2~18
Manifold Material	PA6+50GF
Ip Class	IP40
Remark	

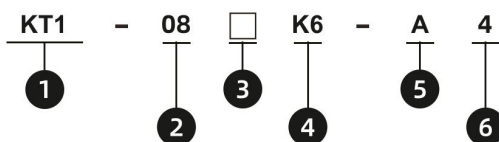
FEATURES

1. The air circuit layout is simple and intuitive, reducing the wiring space
2. More reliable air circuit structure design
3. Less installation space and convenient installation
4. Centralized air supply and exhaust
5. Modular design, any number of valve combinations

INSTALL AND OPERATION

1. First connect air source to P port (Φ8 quick connector), and adjust the pressure to 7 bar.
2. Checking the V port (working port) of each solenoid working or not (NC type solenoid no out of air with no power condition)
3. Press the manual device to check the solenoid working position (when press the manual device, NC type solenoid has air on working port)
4. Then connect the V port of each solenoid valve to the pneumatic actuator with an air pipe, and adjust it
5. Insert wire then through PLC to control the solenoids on manifold
6. Final step is put the manifold on the equipment fixed with screw

How To Order



1. Model Series
KT1

2. Combination
02-18

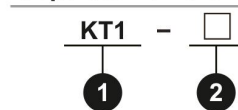
3. Input Port
Blank : Φ8 Quick Connector

4. Outlet Port
K4 : Φ4 Quick connector
K6 : Φ6 Quick connector

5. Valve Type
A : 3/2 NC

6. Valve Quantity
2.-18

Separate Valve Ordering Code



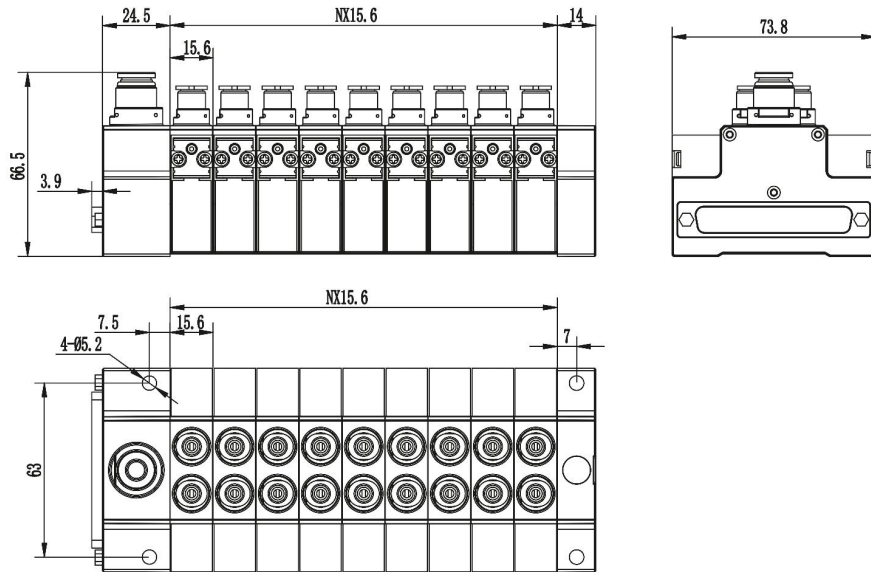
1. Model Series
KT1

2. Valve Type
A : 3/2 NC

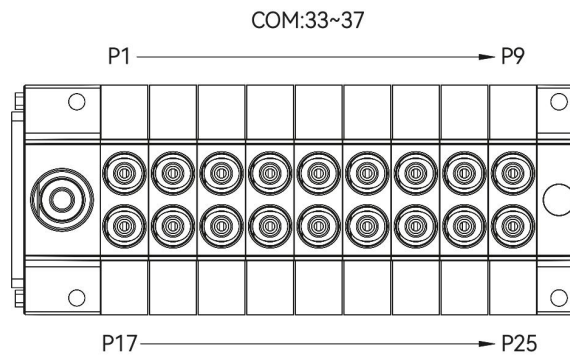
KT1 Series KT Series Manifold Solenoid Valve

KATIX

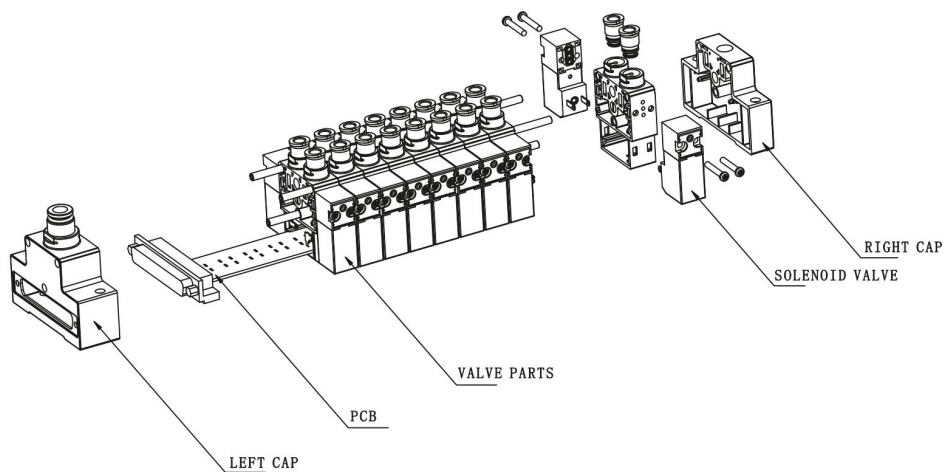
◎ DIMENSION DRAWING



◎ WIRING DIAGRAM



◎ EXPLODED-VIEWS



KATIX



Contact us for more details

+91 9053-888-011

+91 9053-888-013

www.katixpneumatic.com

KATIX[®]

KATIX PNEUMATIC INDIA PVT. LTD.

Plot No.- 198, Sector - 9, HSIIDC
IMT Bawal, Haryana - 123501, India

T: +91 9053-888-011,+91 9053-888-013

E: info@katix.in

GLOBAL SALES NETWORK

North India: sales1@katix.in

East India: sales2@katix.in

South India: sales3@katix.in

West India: sales4@katix.in